



Confirmation Milestone

Confirmation as a religious practice in the church refers to the educational and enculturation process of adolescent faith formation as well as the rite of confirmation in a worship service, marking the culmination of this experience. Confirmation is part of a person’s baptismal journey. It is not a graduation, but rather it marks the beginning of a new chapter in the faith community and commitment to Christ and to the body of Christ and to the church through lifelong worship, learning and serving.

Congregations have their own services to mark confirmation in gathered worship. This often reflects denominational practices and a congregation’s history and traditions.

There is no intention to supplant that practice, but to offer a few ideas, including an evening celebration to consider, when planning for the rite of confirmation.

As a vitally important milestone, this celebration includes the congregation, families, and all those who have been involved in nurturing faith in these young people.

The Confirmation Milestone incorporates a simple structure that includes:

Naming – It is important to recognize confirmation not as a graduation, but as a celebration marking an important milestone on the lifelong journey of faith.


Equipping – This milestone provides Christian practices for parents/guardians, friends and family to demonstrate the ongoing commitment they have to walk side-by-side in a young person’s faith journey.


Blessing – The blessing is a special time to recognize and offer prayer for the gifts each young person offers the congregation, their families, friends, community and the world.


Gifting – You may give a visible item as a physical reminder of this occasion, such as a candle, cross, or Confirmation stone. (See Appendix 1 for ideas.)


Reinforcing – Follow up after the Confirmation Milestone by connecting this group to discuss how the youth has continued his or her involvement in the church and offered service to the community and world as a disciple of Christ. The Confirmation Milestone Follow-Up is on page 7.

Four Keys for Practicing Faith


 Caring Conversations


 Devotions


 Service


 Rituals and Traditions



+ Milestone Event for Small Groups or Home

There are times when celebrating a milestone can be done in a small group setting, or more intimately, in homes. Take time to enjoy a meal or dessert together and to invite conversation with the following outline. You may also wish to use portions of the Evening of Honor outline found in this Confirmation Milestone. This Confirmation Milestone event should be done prior to confirmation of youth.

Following the meal/dessert:



Caring Conversations

Begin with conversation:

- **(Parent/Guardian/Other)** Something I was surprised to see you do during confirmation was...
- **(Youth)** Something I learned during confirmation is...
After confirmation, I look forward to...



Devotions

Read Scripture: Matthew 5:16 (CEV)

Make your light shine, so that others will see the good that you do and will praise your Father in heaven.

Take some time to answer these questions:

- What word jumps out at you in this verse? Why?
- Has anyone been good to you and shown an act of kindness?
- Has there been a time in your life when you felt your “light” was shining? Tell about that time.



Service

- Talk about a service ministry in the congregation or an activity in the community where you can serve others locally. Have you participated before? Was there an age restriction?
- As a confirmed youth in the congregation, in what ways will you be able to serve that you have not done before?



Rituals and Traditions

Present the youth being confirmed with a gift (see Appendix 1 for ideas) as a reminder of this time together.

Light a candle before you pray together:

Dear Lord, we thank you for the gift of faith we have through your Holy Spirit. We ask that you continue to strengthen us in our faith so that our light may shine. We praise your name, Amen.

Bless one another: *“May others see your light shine and praise God.”*

Resources and tools to encourage faith talk and faith practices in the home are helpful and remind us that home is church, too!

A suggestion for building rituals and traditions in the home:

4 Key Faith Practices Mat



Place a candle in the center

Place a blessing bowl in the center



Add a milestone to the bowl to encourage caring conversations

